



Shown in Merino  
Fawn Fabric



Shown in Badlands  
Walnut Fabric

# *Viva* LIFT!™

## POWER RECLINERS

By Pride® Mobility Products Corp.

### ***Breakthrough Technology!***

**Power Lumbar** for personalized ergonomic comfort

**Full-Width Power Headrest** to lift head,  
neck and shoulders

**Lithium Battery Back-Up** is an industry first!  
Abundant power lasts for days and replaces  
ordinary one-time-use backups

**Fashion Forward Styles** set these chairs  
apart from all others!

*Elevate Your* **Lifestyle!**

(US) 800-800-8586 | (CAN) 888-570-1113  
pridemobility.com | prideliftchairs.com

**Pride®**  
Mobility Products Corp.  
— LIVE YOUR BEST! —

# VivaLIFT!™



## POWER RECLINERS

By Pride® Mobility Products Corp.

### Elegance










#### STANDARD FEATURES:

-  POWER HEADREST
-  POWER LUMBAR
-  USB REMOTE
-  LITHIUM BATTERY BACKUP
-  ALL CLOSE AND LIFT
-  SPRING LOADED OTTOMAN
-  INFINITE LAY FLAT

### Urbana








#### STANDARD FEATURES:

-  POWER HEADREST
-  POWER LUMBAR
-  USB REMOTE
-  LITHIUM BATTERY BACKUP
-  ALL CLOSE AND LIFT
-  SPRING LOADED OTTOMAN
-  INFINITE LAY FLAT

### Perfecta









#### STANDARD FEATURES:

-  POWER HEADREST
-  POWER LUMBAR
-  USB REMOTE
-  LITHIUM BATTERY BACKUP
-  ALL CLOSE AND LIFT
-  SPRING LOADED OTTOMAN
-  INFINITE LAY FLAT

### Metro



#### STANDARD FEATURES:

-  POWER HEADREST
-  POWER LUMBAR
-  USB REMOTE
-  LITHIUM BATTERY BACKUP
-  ALL CLOSE AND LIFT
-  SPRING LOADED OTTOMAN
-  INFINITE LAY FLAT

Model	PLR975M	PLR965M	PLR945M	PLR925M
Position	Relaxed Reclined Infinite Lay Flat Upward Lift 5'4" - 6'	Relaxed Reclined Infinite Lay Flat Upward Lift 5'4" - 6'	Relaxed Reclined Infinite Lay Flat Upward Lift 5'4" - 6'	Relaxed Reclined Infinite Lay Flat Upward Lift 5'4" - 6'
Weight Capacity	375 lbs.	375 lbs.	375 lbs.	375 lbs.
Seat-to-Floor	20"	20"	19"	19"
Seat Depth	20"	20"	20"	21"
Seat Width	22"	21"	22"	21"
Top of Back to Seat	27"	25"	25"	26 1/2"
Back Style	Blown fiber, Pillow back	Blown fiber, Split back	Blown fiber, Split button back	Blown fiber, Split back
Fully Padded Chaise	Yes	Yes	Yes	Yes
Footrest Extension	Standard	Standard	Standard	Standard
Distance From Wall	14"	14"	15"	14"
Height	43"	42"	43"	41"
Overall Width	35 1/2"	33"	31"	33"
Chair Weight	152 lbs.	145 lbs.	142 lbs.	142 lbs.
Warranty	7-Yr. Pro-rated	7-Yr. Pro-rated	7-Yr. Pro-rated	7-Yr. Pro-rated

#### STANDARD FABRIC SELECTION GUIDE

BADLANDS:  QUICK SHIP



Mushroom Walnut

STONEWASH:  QUICK SHIP



Granite Gun Metal

MERINO:  QUICK SHIP



Fawn Steel

SAVILLE:  QUICK SHIP



Brown Grey

#### ICON KEY

 = Indicates shortest available lead time

LC-VIVA-SS-10-16-17

(US) 800-800-8586 | (CAN) 888-570-1113  
 pridemobility.com | prideliftchairs.com

**Pride**  
 Mobility Products Corp.  
 — LIVE YOUR BEST —